

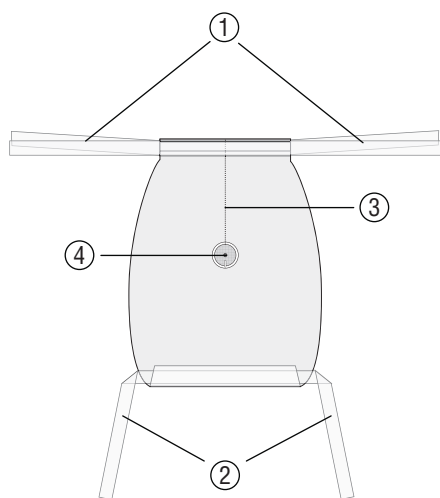


UNIFLEX® TUR-Apron



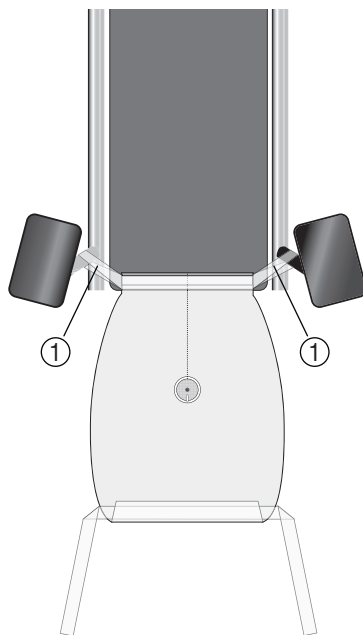
Intended purpose: OP device cover for collecting and draining liquids, for the duration of one application.
For mounting on the operating table. With tiestrap for attachment to the hip, chest or neck.

1



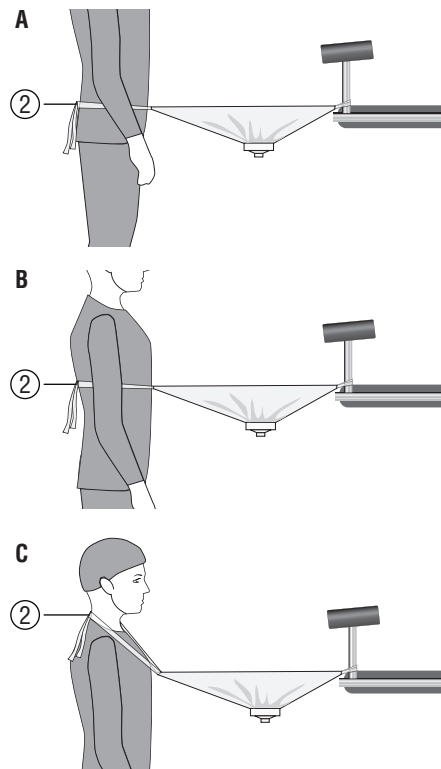
The TUR-Apron is unfolded so that the fastening straps (1) (2) are accessible. The discharge nozzle (3) points downwards (see also illustration 4) and the weld seam (4) points towards the operating table.

2



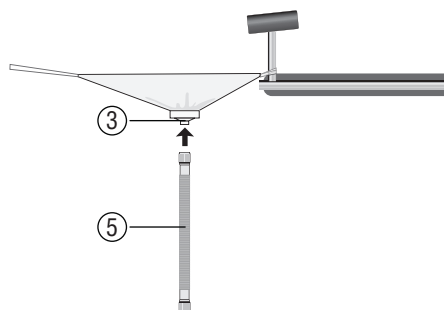
The fastening straps (1) are fixed to the operating table at a suitable location.

3



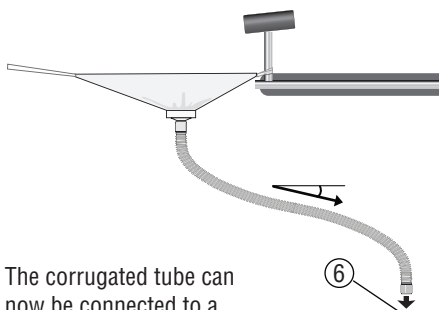
Using the straps (2), the Apron can be fastened around (A) the hips, (B) the chest or (C) the neck, as desired. If fastened correctly, the TUR-Apron cannot become detached by itself.

4



The (separately available) corrugated tube (5) can now be pushed onto the discharge nozzle (3) of the Apron.

5

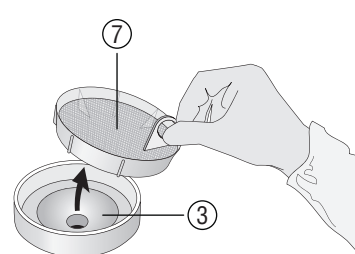


The corrugated tube can now be connected to a suitable drain (6).

To avoid liquid build-up inside the drain hose, ensure a constant slope inside the hose.

Suitable adapters for the drain are available separately.

6





The filter sieve (7) holds back tissue fragments and thus prevents the conduit from becoming blocked. It can be removed from the discharge nozzle (3).



PACKAGE CONTENT		DETAILS
REF 37930U	UNIFLEX® TUR-Apron	Size: 50 x 110 cm
A detailed product specification is available on request.		

Corrugated tube **REF 32017U** (Inside diameter of adapter: 22 mm, length extendable up to 200 cm) is available separately.

WARNINGS and IMPORTANT INFORMATION		OTHER SYMBOLS USED	
	Do not use if the packaging is damaged		Non-sterile product
	CAUTION: Do not use damaged products!		Use-by date
	Do not reuse		Latex-free
	CAUTION: Not suitable for reuse , as the required features may fail and cause an infection of the patient.	 www.heisig.de	Consult instructions for use. The latest instructions for use can be downloaded at www.heisig.de
	CAUTION: The instructions for use apply only to the enclosed products.		Personnel number of the manufacturing employee
	Store in a dry place		Batch code JJMM0123
	Keep away from direct sunlight		Manufacturer
	ATTENTION: To avoid liquid build-up inside the drain hose, ensure a constant slope inside the hose during installation.		Number of products in a carton
	CAUTION: To be used only by healthcare professionals!		Date of manufacture
	CAUTION: Any serious incident that has occurred in relation to the device has to be reported to the manufacturer and the competent authority of the Member State in which the user and/or patient is established.		Article number REF 00000 REF 00000
			PZN: 0000000 Pharmacy central number
			Environmentally compatible if properly disposed of. No toxic gases arise from burning. Dump without groundwater pollution.
			The product is compliant with valid legal requirements for medical devices
			Medical device