

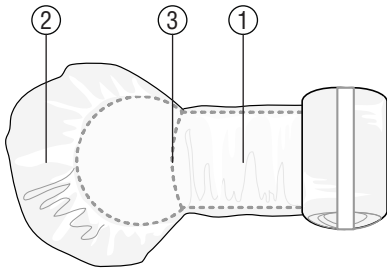


STERINORM® C-Arm Cover for Cios Spin

STERILE R

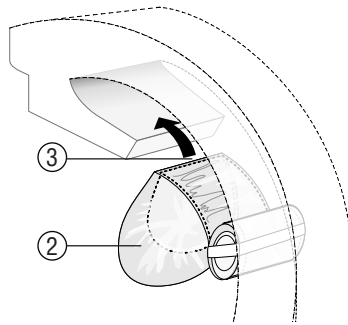
Intended purpose: Sterile C-arm cover for the duration of one application

1

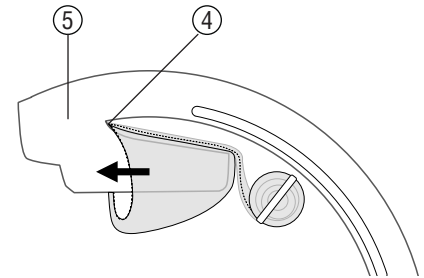


The cover (1) is unfolded as far as possible. The cover for the X-ray tube (2) is folded down along the connecting seam (3).

2

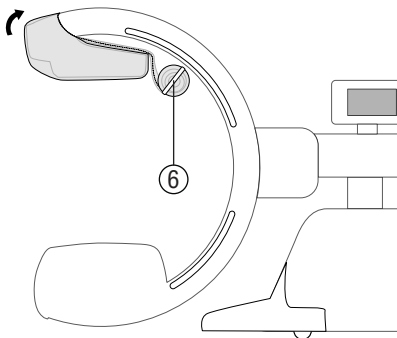


With the connecting seam (3) first, the cover (2)...



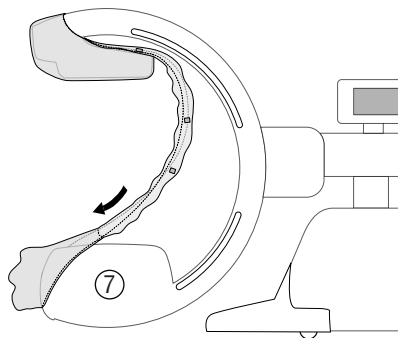
...is pulled up to the edge (4) of the X-ray tube (5).

3



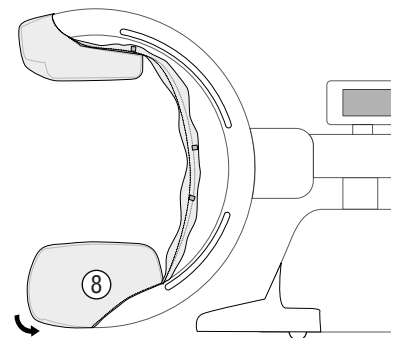
The cover is placed completely over the X-ray tube. Then the band (6) is loosened.

4



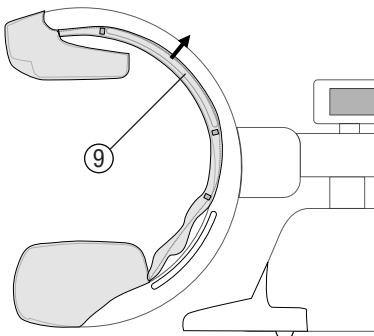
Now the cover can be completely unfolded and pulled up to the image intensifier (7).

5



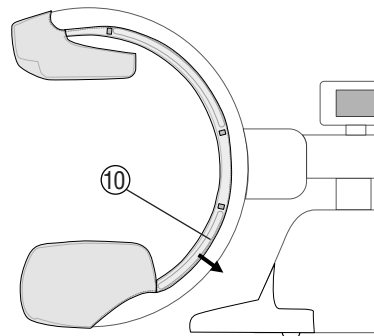
The cover (8) is pulled completely over the image intensifier.

6



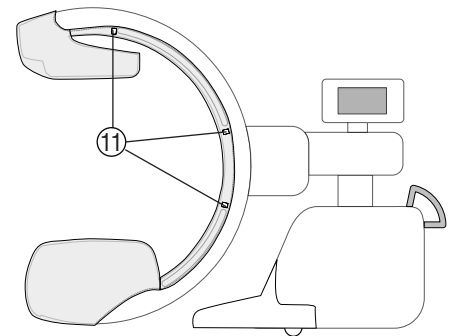
Then the retaining rubber is stretched over the railing 1 (9).

7



Proceed in the same way with railing 2 (10).

8















Now the foil can be fixed with the adhesive surfaces (11) on both sides of the C-arm after removing the protective paper.




















PACKAGE CONTENT		DETAILS
REF 32800	STERINORM® C-Arm Cover for Cios Spin	Suitable for Siemens Cios Spin®
A detailed product specification is available on request.		

WARNINGS and IMPORTANT INFORMATION

-  Do not use if sterility is compromised or if the packaging is damaged
-  **CAUTION: Do not use damaged products!**
-  Do not reuse
-  Do not resterilize
-  **CAUTION: Not suitable for reuse**, as the required features may fail and cause an infection of the patient.
-  **CAUTION: The instructions for use apply only to the enclosed products.**
-  **CAUTION: Open peel pouch at top seam!**
-  Store in a dry place
-  Keep away from direct sunlight
-  **CAUTION: Using a device cover may impair the quality of the image.**
-  **CAUTION: To be used only by healthcare professionals!**
-  **CAUTION: Any serious incident** that has occurred in relation to the device has to be reported to the manufacturer and the competent authority of the Member State in which the user and/or patient is established.

OTHER SYMBOLS USED

-  Sterilized using irradiation
-  Use-by date
-  Latex-free
-  Consult instructions for use. The latest instructions for use can be downloaded at www.heisig.de
-  Number of consumption units per peel pouches
-  Personnel number of the manufacturing employee
-  Batch code
JJMM0123
-  Manufacturer
-  Number of peel pouches in a carton
-  Date of manufacture
-  Article number
REF 00000
-  Pharmacy central number
PZN: 000000
-  The product is compliant with valid legal requirements for medical devices. Manufacturer is monitored by the notified body with number 0197.
-  Medical device
-  Single *sterile* barrier system
-  Single *sterile* barrier system with protective packaging outside
-  Environmentally compatible if properly disposed of. No toxic gases arise from burning. Dump without groundwater pollution.

