

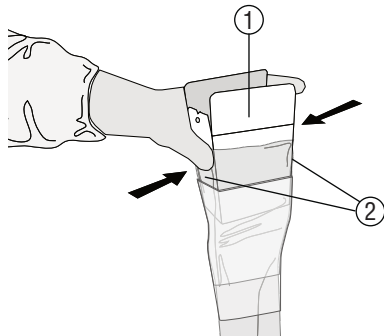


# FLEXANORM® Remote control unit cover

**STERILE R**

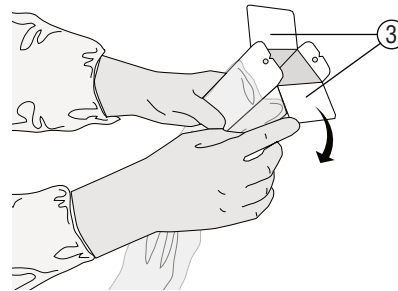
**Intended purpose:** Sterile remote control cover for the duration of one application

1



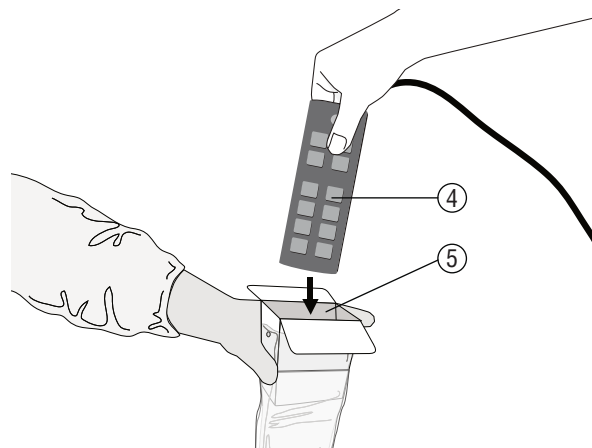
To open, press the flat cardboard (1) together at the edges (2).

2



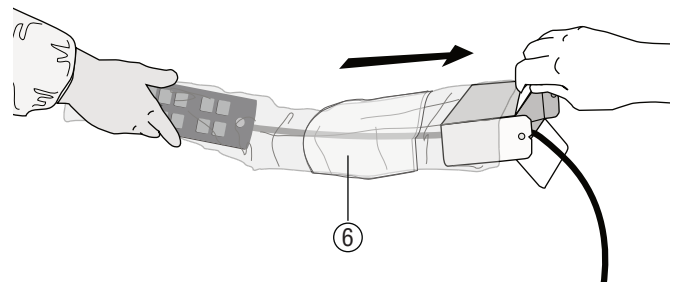
After that, fold the large tabs (3) outwards, along the fold lines.

3



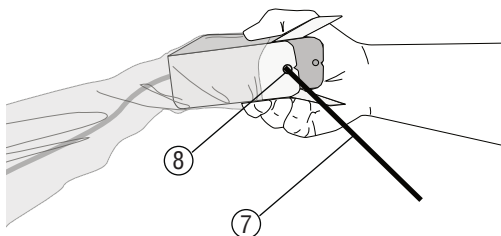
Insert the remote control (4) into the opening (5) and allow it to slide in to the closed tube side.

4



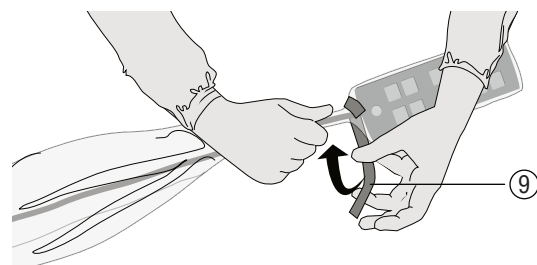
Pulling on the cardboard tab (3) causes the film sleeve (6) to be unfolded over the entire length, whilst the sterile person holds the remote control firmly in the film sleeve.

5



For better fixing, the remote control cable (7) is clipped into the eyelet in the cardboard (8).

6



Now the cover can be fixed to the remote control by means of the adhesive tape (9).



PACKAGE CONTENT		DETAILS
<b>REF 31400</b>	FLEXANORM® Remote control unit cover	Size: 130 x 2430 mm
A detailed product specification is available on request.		

## WARNINGS and IMPORTANT INFORMATION



Do not use if sterility is compromised or if the packaging is damaged



**CAUTION: Do not use damaged products!**



Do not reuse



Do not resterilize



**CAUTION: Not suitable for reuse**, as the required features may fail and cause an infection of the patient.



**CAUTION: The instructions for use apply only to the enclosed products.**



**CAUTION: Open peel pouch at top seam!**



Store in a dry place



Keep away from direct sunlight



**CAUTION: Using a device cover may impair the quality of the image.**



**ATTENTION: The use of a device cover can make visual analysis more difficult!**



**CAUTION: To be used only by healthcare professionals!**



**CAUTION: Any serious incident** that has occurred in relation to the device has to be reported to the manufacturer and the competent authority of the Member State in which the user and/or patient is established.

## OTHER SYMBOLS USED



Sterilized using irradiation



Use-by date



Latex-free



www.heisig.de

Consult instructions for use. The latest instructions for use can be downloaded at [www.heisig.de](http://www.heisig.de)



Number of consumption units per peel pouches



Personnel number of the manufacturing employee



Batch code  
JMMM0123



Manufacturer



Number of peel pouches in a carton



Date of manufacture



Article number



Pharmacy central number



The product is compliant with valid legal requirements for medical devices. Manufacturer is monitored by the notified body with number 0197.



Medical device



Single *sterile* barrier system



Single *sterile* barrier system with protective packaging outside



Environmentally compatible if properly disposed of. No toxic gases arise from burning. Dump without groundwater pollution.

